

CONTENTS

- P.1 Tax Installment Deadline, Tax Office Hours on Sundays
- P.2 Notification of change of your home address
Application for My Number Card (Individual card)
Say Hello to your Neighbor~Mr. Juan Nakada~
- P.3 Event information: Japanese class, Boy's Festival, Inuyama Festival
- P.4 Using official Inuyama city plastic bags ONLY to pack and set out
combustible garbage
- P.5 Cyclist safety consciousness
- P.6 In case of sudden illness on holidays (List of Emergency Clinics)

1 Tax Installment Deadline(April,2017~June,2017)

Subject Due Date	Property Tax· City Planning Tax	City and Prefectural Residents Tax	Yellow- Plate Vehicle Tax	National Health Insurance Tax	Nursing Care Insurance Tax
May 1st	1 st installment Annual payment				1 st Installment
May 31st			Annual payment		2 nd Installment
June 30 th		1 st installment Annual payment		1 st Installment	3 rd Installment

Please follow the deadlines !

2 Payment through account transfer

Tax-Payment is also available using an account transfer.

Please request and do at your bank.

▼Necessary items: Bankbook, Bank Account Seal, Tax Notice.

For more information, contact the Tax-Collection Division at the City Hall.



3Tax Payment Window Hours on Sundays

This is open for City-Tax payment, consultation concerning tax payments and certificate-issuing services.

Please make an appointment at the Tax-Collection Division if you would like to use the holiday service.

▼Place: Tax-Collection Division Counter, 1st floor of the City Hall

▼Open Days & Timings: 9a.m. to 12p.m. on April 9th, 23rd, May 14th, 28th, June 11th, 25th.

For more information: Tax-Collection Division ☎ (0568)44-0317

Notification of any changes to your home address

Move in	Transfer your registration within 14 days after moving
Relocation	
Move out	2 weeks before the moving date

- ★If you are moving, you are required to register your new address at the City Hall.
 * A proxy may transfer these details on behalf of registrants with a Power of Attorney letter. Please inquire for more details.
 * You will also need to update your My Number Card(individual card)or Basic Resident Registration Card when you report a new address. You must visit the Citizens Division within 90 days of your move.

<Necessary documents>

① I.D (Residence Card, Special Permanent Resident Certificate)	Submit at Citizens Division or Local Branch Office
② Change of Address Certificate(when you are moving in)	
③ Notification Card	
④ My Number Card (If you have one)	

- ★Your notification is also necessary when you move in from outside of Japan or move out from Japan. (Please advise the City Hall in advance.)
 ★Follow the necessary procedures for National Health Insurance, Nursing Care Insurance and any allowance etc. Please contact each section for further information.
 * Due to the busy season from mid-March to the beginning of April on weekdays, please expect a longer time for these procedures.
 * Windows will remain open until 7 p.m. on the first and third Tuesdays of every month.

Application for My Number Card (Individual Card)


- ★If you are expecting to change your residence, application should be submitted after your relocation.
 ★The My Number Card will normally be issued about one month after your application is accepted.
 ★**Please Note:** The My Number Card will not be issued if your period of stay expired during the process of your application.
 * If your period of stay has been extended, please visit the Citizens Division before your “My Number Card” expires.

▼**Contact the Application window or for further information: Citizens Division at the City Hall**

☎ (0568)44-0303

Say Hello to your
Neighbor

Mr.Juan Nakada







We would like to introduce Mr. Juan Nakada, who lives in Oiwake, Inuyama. He was born in Ashikaga, Tochigi and moved to Inuyama when he was 4 years old. His parents are third generation Japanese-Peruvians and as such, his nationality is Peruvian. He attended Gakuden Elementary School, and Nanbu Junior High School. He graduated from Inuyama Minami High School. When he was a junior high school student, he experienced an incident at a fire scene. “Since I witnessed the firefighters rescue work first-hand, I felt a strong admiration for them and decided to become a firefighter”, he said. After graduating from high school, he attended a professional school in Nagoya to become a firefighter. However, it was not easy for him to achieve his dream in Japan, as some local governments would not accept non-nationals. His father helped him research and found out that Inuyama City did not require Japanese nationality. He decided to apply in Inuyama, committing himself to serve our city to the best of his ability. His efforts bore fruit and on October the 14th, last year, he received an acceptance letter from the city. His parents were the first to hear the news. He was told that they had leapt for joy. Mr. Nakada wants to continue to work diligently. He wants others, like him, who were born and grew up in Japan, but are of a different nationality, to find hope and strength in his example and likewise contribute to Japanese society without restriction.

Interviewer: Multicultural Social Worker, Virginia Yumi Oshima

Inuyama Events Notification

The 3rd Annual Tango-no-Sekku (Traditional Boy's Festival) in Inuyama

<div> The 3rd Annual Tango-no-Sekku (Traditional Boy's Festival) in Inuyama </div> <div> Sponsored by Inuyama Castle Town Hina Dolls Tour Committee For more information: Isobe Family's House ☎(0568)65-3444 </div>	
The Display of Boy's Festival Dolls (Suit of Samurai-Armor) 	Orientation of Samurai Armor Wearing and Photo Session 
Period: Monday, April 10 th through Wednesday, May 10 th Site: Isobe Family House, Shimintei, Donden-kan (hall), Welfare Center, Retail Shops (about 10 shops) in the Castle Town.	Date and Time: Thursday, May 4 th and Friday, May 5 th 10 a.m. to 4 p.m. Place: Isobe Family's House. Fee: 200 yen per person. Please bring your own camera.
Tour of the Castle town History and Boy's Festival Decorations	Orientation Class to make Tsurushi Kazari (Hanging Decorations) for Boy's Festival Kintaro and other hanging decorations
Period: Monday, April 10 th through Wednesday May 10 th Starts anytime when guests have gathered. For one and half hours Please gather at Isobe Family's house Fee: 1,000 yen per person 20 people for one tour	Date: Monday, April 17 th and Saturday, 22 nd Time: 10 a.m. to 12 p.m. each day Site: Isobe family's house Capacity: 15 people a day Application period: April 1 st through 10 th Contact at Tsurushi-kazari wo tsukurou kai (Contact at Yoshida-san: ☎ 090-8079-1073) 
Tango-no-Sekku is May 5th on the Luna Calendar, and is a day to celebrate the birth of a male infant and his healthy growth.	
<div> The 383rd Inuyama Festival Saturday, April 1st and Sunday, April 2nd </div> <div> The festival originated in 1635. In present days, this festival is held on the 1st Saturday and Sunday of April. The festival has been designated as an important folk-culture. 3 layered-floats, which have been designated as Aichi Prefectural folk-cultural properties, parade through the Castle Town, showcasing traditional mechanical dolls installed on each float. Not only the mechanical dolls, but also a traditional band is on board. Several music players play Japanese drums and flute, so that the dolls perform with the band playing music! There are 13 floats! At night the floats are decorated with 365 lanterns. The parade scene through the castle town amidst the fully blooming cherry-blossom trees is gorgeous! In December 2016, the Inuyama Festival was designated as an Invaluable Cultural Heritage, by the United Nations Educational, Scientific and Cultural Organization. </div> 	
For more information: History-Town Developing Section, Inuyama Board of Education ☎ (0568)44-0354	

Inuyama City's Japanese Class

- Date & Time: 10 a.m. to 11:45 a.m. every Sunday.
- Site: Inuyama International Center Freude (4 chome 21, Matsumoto, Inuyama City)
- Tuition: 500 yen per month. Tuition is collected at the first class of the month.
Even if you join the class from the middle of the month, 500 yen tuition is required for the month. The classes are divided into 4 levels. We hope the foreign residents learn Japanese and also make friends with each other. So, do not hesitate to join!
- For more information: Inuyama International Association Office
☎ (0568) 61-1000 Open at 9 AM to 5 PM on weekdays
Closed on 2nd and 4th Monday every month Closed on the National Holidays as well

List of Emergency Clinics**Emergency Clinics for Sundays and Public Holidays (day-time)**

▼ Place: Inuyama City Holiday Emergency Clinic

Add: 1-70, Goromaru Higashi, Inuyama City ☎ (0568) 62-8100

▼ Reception hours: 8:30 a.m. - 11:30 a.m. (Consultation starts at 9:00 a.m.)

1:30 p.m. - 4:15 p.m. (Consultation starts at 2:00 p.m.)

Emergency Clinic (night-time)

▼ Place: Please see the following list of duty clinics

▼ Consultation hours: 5:00 p.m. - 8:00 p.m.



■For more information, contact the Inuyama City Hall's Health Promotion Section (Shimin Kenko Kan)

☎ (0568) 63-3800

		Internal Medicine			Surgery		
M	D	Name of Medical Institution	TEL	Location	Name of Medical Institution	TEL	Location
4	2	Kurokawa Sukoyaka Clinic	61-0083	Inuyama	Takeuchi Seikeigeka Clinic (Orthopedics)	61-7311	Inuyama
	9	Itatsu Naika Clinic	67-6333	Gakuden	Niwa Jibiinkoka (ENT)	67-6868	Haguro
	16	Miyata lin	67-5566	Haguro	Kobayashi Jibiinkoka (ENT)	61-3154	Inuyama
	23	Heart Clinic Sawada	62-5556	Inuyama	Takeuchi Hifuka Clinic (Dermatology)	62-7511	Inuyama
	29	Sumire Naika Clinic	68-0025	gakuden	Takuya Seikeigeka (Orthopedics)	69-1800	Gakuden
	30	Inuyama Eki Nishi Byoin	61-2017	Inuyama	Matsumura Clinic	61-1488	Inuyama
5	3	Yoshida Naika Clinic	62-9222	Inuyama	Mother Clinic Happiness (Obstetrics Gynecology)	63-4103	Jyoto
	4	Miyazaki Seikeigeka • Geka • Naika	68-0461	Haguro	Miyata Ganka (Ophthalmology)	61-0200	Inuyama
	5	Midori Shinryojo	67-3311	Haguro	Sato Byoin	67-7660	Haguro
	7	Jyonan Clinic	61-0132	Inuyama	Kobayashi Ganka	62-7278	Inuyama
	14	Murakami Naika	62-2201	Inuyama	Ishihara Geka (Surgery)	62-2855	Inuyama
	21	Ando lin	61-0316	Inuyama	Mother Clinic Happiness (Obstetrics Gynecology)	63-4103	Jyoto
	28	Ando Clinic	62-8881	Jyoto	Miyata Ganka	61-0200	Inuyama
6	4	Yoshida Naika Clinic	62-9222	Inuyama	Sato Byoin	67-7660	Haguro
	11	Miyazaki Seikeigeka • Geka • Naika	68-0461	Haguro	Kawamura Seikeigeka (orthopedics)	67-1134	Gakuden
	18	Midori Shinryojo	67-3311	Haguro	Kuwabara Clinic	61-1118	Jyoto
	25	Kimura Naika	67-0008	Haguro	Yamamoto Hifuka Clinic (Dermatology)	62-6855	Inuyama

Inuyama Newsletter Published by Inuyama City Hall ☎484 - 8501 Aichiken Inuyamashi Oaza Inuyama Aza Higashihata 36

Edited by Inuyama International Association

☎484 - 0086 Aichiken Inuyamashi matsumotocho4-21 Inuyama International Tourism Center 『Freude』

TEL : (0568) 61-1000 FAX : (0568) 63-0156 E-mail : iia@grace.ocn.ne.jp HP : http://iiea.info

Staff : (English) Kusakabe Kazuro, Uchimura Hidetomo, Shibata Atsuyuki, Yasumura Megumi, Emanuele Ito, Lesley Walter, Tanaka Miki, Nakamura Yoriko

(Spanish) Carlos Tawara, Ruiz Bulnes Ricardo Artro Hishikawa Chiduko, Mishali Kuwagaki

(Portuguese) Marcos Yara, Terano Hide, Bruno Sueishi, Lucimare Terada, Edison Kakihara, Feitosa Pvreza Osmar

(Chinese) Wu huixing, Ma xianyuan, Harita Misako, Fukuda kazue, Takamori Yuko

(Viet-Nameese) Ngo Thi Thuy, Dinh Trong Dinh, Pham Van Trong, Nguyen Duy Lap, Nguyen Thin Huong

Combustible trash should be disposed of in designated trash bags!

Combustible trash in non-designated bags will not be collected.



Please use the properly designated trash bags for combustible trash, putting it out at the correct time and collection point.

Please do not mix burnable trash with unburnable (cans, etc.). If you mix incombustible trash in the bag, the bag will not be collected.

☆Trash you can put in designated bags:


- kitchen garbage, from which you should drain off the water
- rubber and leather goods like shoes and bags but without metal etc.
- plastic goods such as toys, hangers, basins, containers etc.
- paper that cannot be recycled and diapers without feces
- CDs, videotapes
- leaves, stalks, vines




※Items which are longer than 50cm in any side are categorized as bulky trash.

※Items with metal parts are categorized as incombustible trash.

※You should tie pruned branches into a bundle which are no longer than 50cm and 10cm in diameter.



Plastic goods



Combustible trash

- Items from which metal cannot be removed ⇒ incombustible trash
- Items which are longer than 50cm ⇒ bulky trash

plastic goods which are no longer than 50cm and do not contain metal

Ex. hangers, flowerpots, planters

◆ Please follow the rules and manners of separation and disposal of the trash, and please cooperate to keep the trash collection sites clean.

For more information: Please contact the Environment Section

☎ (0568)44-0344

Caution concerning bicycle accidents!

Recently, traffic accidents caused by cyclists due to poor road manners have increased. Traffic rule violations by cyclists are often witnessed. Please follow traffic guidelines specifically when riding a bicycle, to avoid being the cause of an accident. Especially, do not use your cell-phone or head-phones when cycling. You also should not use an umbrella. When you ride a bicycle at night, you should not only use the head-light of the bicycle, but also be sure to put a reflector on the bicycle and/or on your clothing, so that you will be noticed. Choose routes with streetlights to lessen the possibility of an accident.

Source:
Aichi Prefecture Police

☆Penalties for frequent bicycle traffic-violations☆

Pecuniary penalty not to exceed 20,000 yen



Riding double on a bicycle



Abreast riding



Ignoring a traffic light



Ignoring a stop-sign



Riding on the right side of the road.
(In Japan, bicycles are regulated to ride on the left side of the road.)

Pecuniary Penalty not to exceed 50,000 yen



Riding the bicycle without using head-lights at night time



Riding on a bicycle using an umbrella



Riding a bike while using a cell-phone



Riding a bicycle while using head-phones

If you cause a traffic accident when you are on a bicycle ...

You may be the cause or the victim. If you are the cause, you would be responsible for compensation for damage caused. The cost may reach dozens of million yen.

Source: General Insurance
Japan Insurance

【Two cases of bicycle accidents where the bicycle was at fault.】

<Cost of compensation: 95.21 million yen> One elementary school boy (11 years old) was riding on a bicycle on his way home. He bumped into a woman (62 years old) who was walking on a road without an official side walk. It was a head-on crash. The accident caused a skull fracture and loss of consciousness. Her consciousness has not returned until now.

<Cost of compensation 92.66 million yen> One high school boy was riding on his bicycle. He crossed the car lanes diagonally to the other side of the street well short of the intersection. The boy's bicycle bumped into a company worker (24 years old) who was on his bicycle. It was a head-on crash. The accident caused the company worker serious disorders.

Personal liability insurance is effective for the bicycle accidents mentioned above.

We recommend you sign up for an insurance policy.

For more information: Traffic Safety and Crime Prevention Team, Regional Safety Section, Inuyama City Hall

☎ (0568) 44-0347